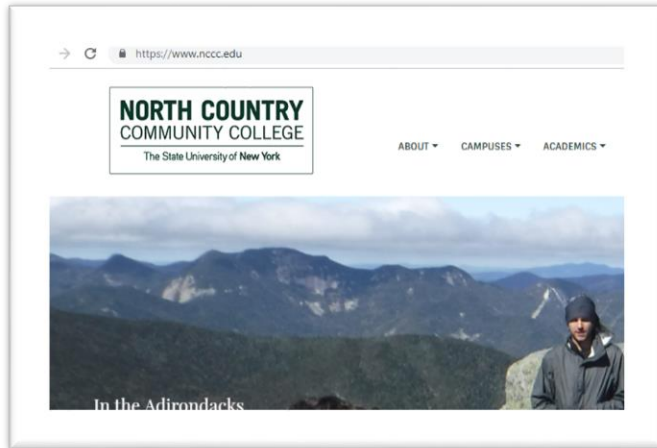
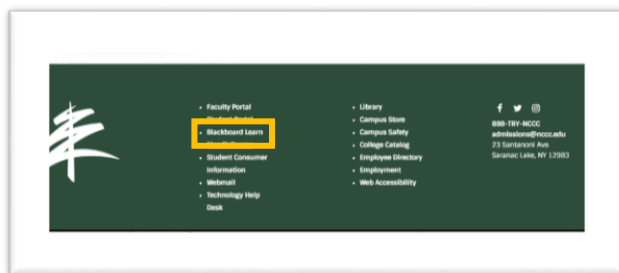


How to log into Blackboard

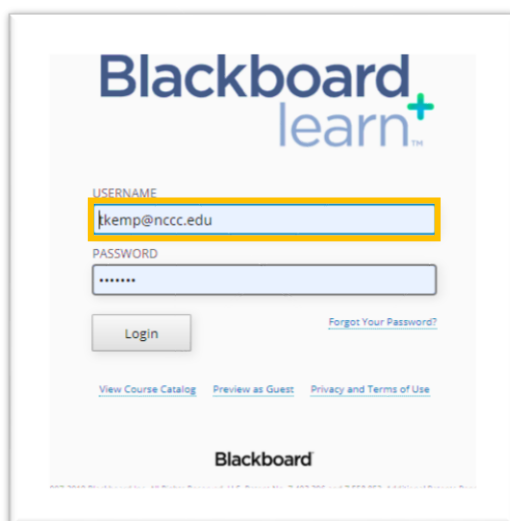
Using **Google Chrome** or **Firefox**, go to the NCCC Home Page, at www.nccc.edu.



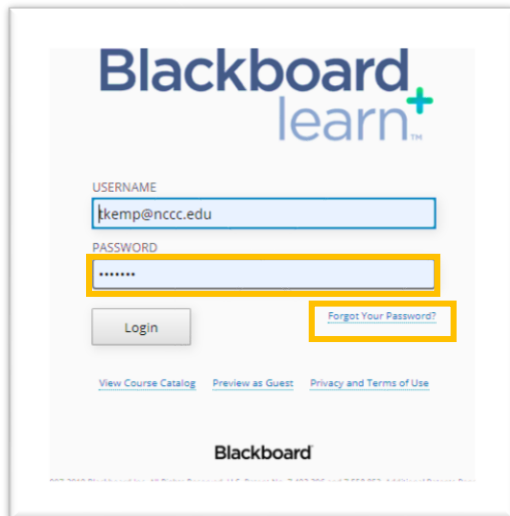
Click on the Blackboard Learn quick link.



Enter your USERNAME, which is **the same as your NCCC email address**, in the entry box.

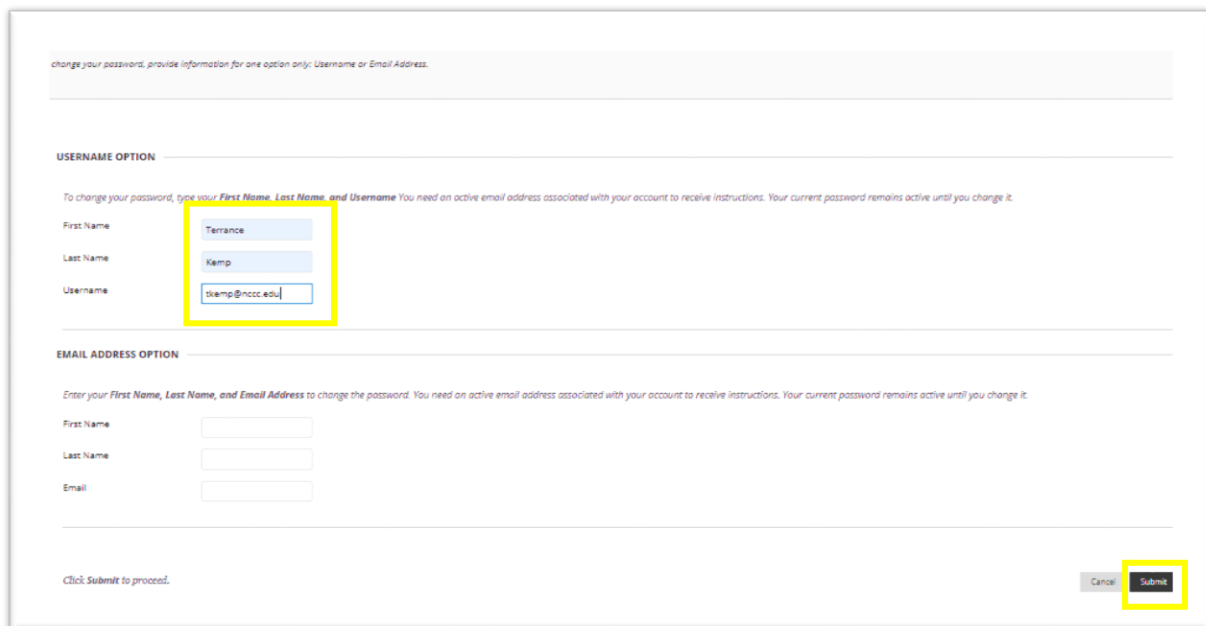


Enter your assigned NCCC password, which should be the **same as your NCCC email password**, in the PASSWORD entry box, or click on the words “**Forgot Your Password,**” beneath the PASSWORD entry box.

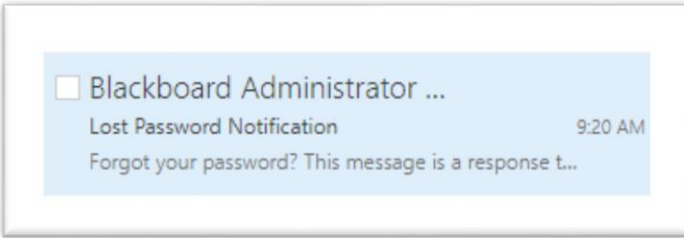


If you click on the “Forgot Your Password” you will be linked to a screen to request to reset your password for Blackboard Learn.

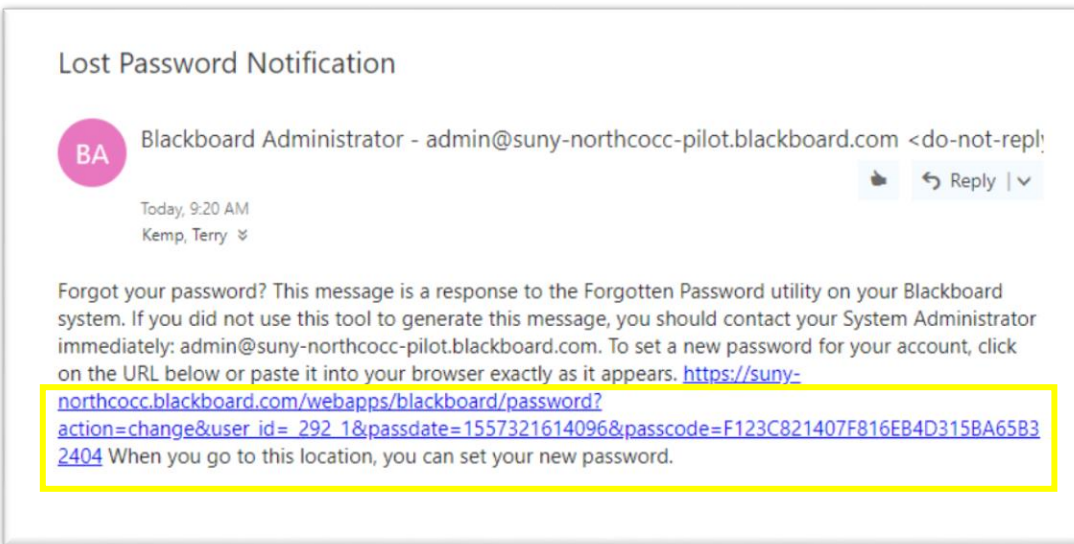
Choose either option, since your username and email are the same. Enter your First Name, Last Name and Email/Username in the appropriate entry box. Click Submit, in the lower right hand corner of the screen.



This action will send an email message to your **NCCC email account**. This message will contain a link to the page that will allow you to change your password.

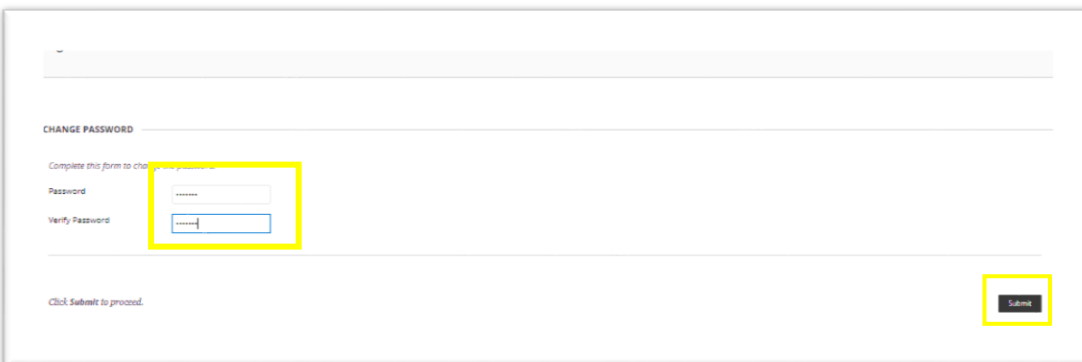


Click on the link in the email message.



This action will link you to a screen that will allow you to change your password.

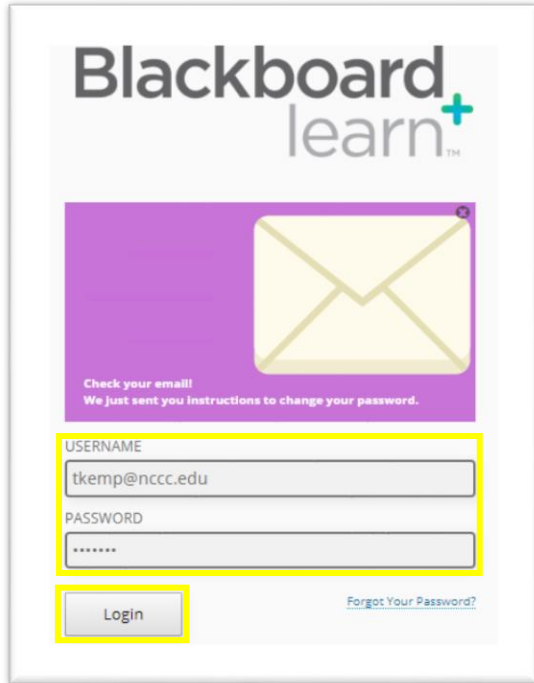
Type your desired password in the Password entry box and also in the Verify Password entry box, and click Submit in the lower right.



In the next screen, enter your NCCC email address in the USERNAME entry box.

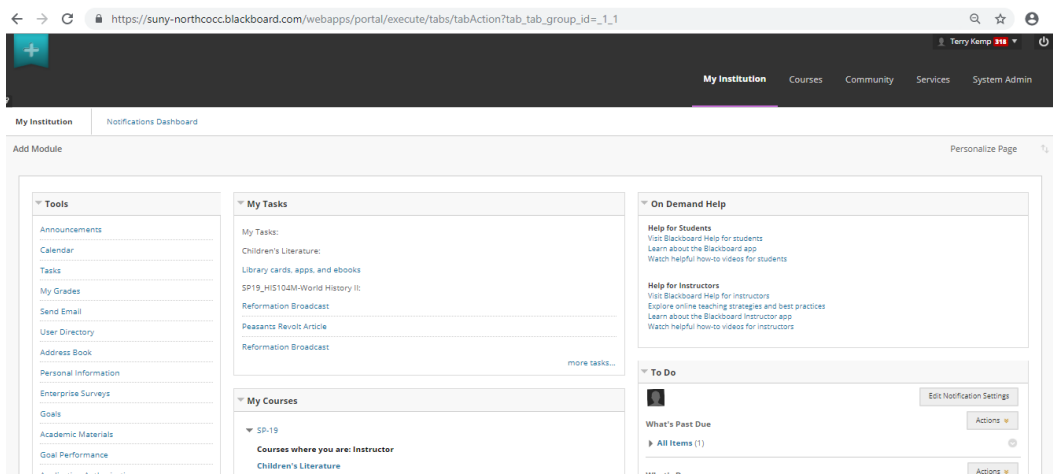
Enter your updated password in the PASSWORD entry box.

Click Login.



The image shows the Blackboard learn+ login interface. At the top, the Blackboard learn+ logo is displayed. Below the logo is a purple banner with a yellow envelope icon and the text: "Check your email! We just sent you instructions to change your password." Underneath the banner are two input fields: "USERNAME" containing "tkemp@nccc.edu" and "PASSWORD" containing "*****". A yellow rectangular box highlights both input fields and the "Login" button located below them. To the right of the "Login" button is a link that says "Forgot Your Password?".

The next screen will be the My Institution tab of the NCCC Blackboard website.



The image is a screenshot of a web browser displaying the "My Institution" tab in the Blackboard system. The browser's address bar shows the URL: "https://suny-northccc.blackboard.com/webapps/portal/execute/tabs/tabAction?tab_tab_group_id=_1_1". The user's name, "Terry Kemp", is visible in the top right corner. The main navigation bar includes "My Institution", "Courses", "Community", "Services", and "System Admin". Below the navigation bar, there are several sections: "Tools" (with links like Announcements, Calendar, Tasks, My Grades, Send Email, User Directory, Address Book, Personal Information, Enterprise Surveys, Goals, Academic Materials, Goal Performance, Application Authorization), "My Tasks" (listing "My Tasks" with sub-items like Children's Literature, Library cards, apps, and eBooks, SP19_HIS104M-World History II, Reformation Broadcast, Peasants Revolt: Article, and another Reformation Broadcast), "On Demand Help" (with sections for "Help for Students" and "Help for Instructors"), and "To Do" (showing "What's Past Due" and "All Items (1)").

If you are still having a problem logging in contact the Helpdesk at helpdesk@nccc.edu or 518-891-2915 ext. 4357.